

K-RERA/PRJ/ERN/090/2025

PROVIDENCE
GATEWAY

Near LF Hospital, Angamaly

A Space To Call Your Own



Welcome to Providence Gateway!

A thoughtfully designed residential haven where space is prudently utilized to offer comfort and convenience. Featuring fully furnished 1BHK apartments, this exclusive project offers a seamless blend of modern living and practicality. With 28 well-planned homes spread across four floors, every space is crafted judiciously to enhance its utility, in tune with your lifestyle. Nestled in a prime location with easy access to essential conveniences, Providence Gateway isn't just a place to live, it's a space you'll love for its cuteness and effective space design.



Close to
LF Hospital
& Airport



1BHK Fully
Furnished Flats



Modern Amenities &
Sustainable Features



Premium
Construction
& Design



rera.kerala.gov.in

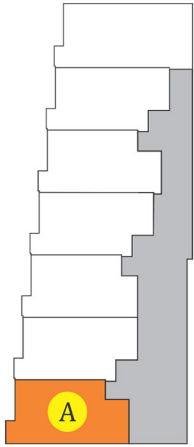


K-RERA/PRJ/ERN/090/2025




Visualize Your Future Home
Detailed Floor Plans

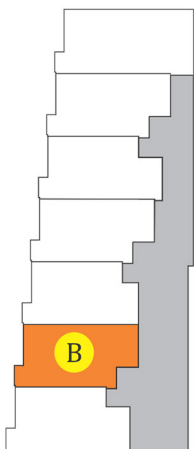




KEY PLAN


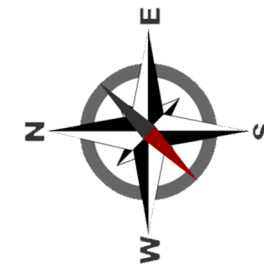
Type A
Super Built Up Area - 632.92 sft

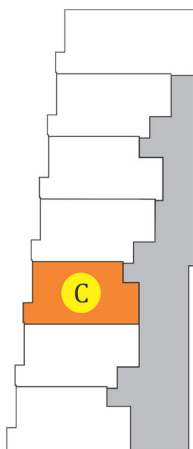




KEY PLAN


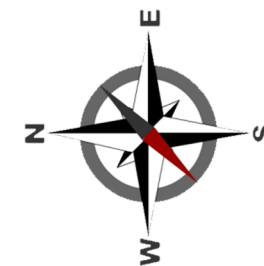
Type B
Super Built Up Area - 630.12 sft

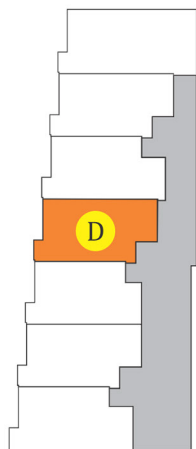




KEY PLAN


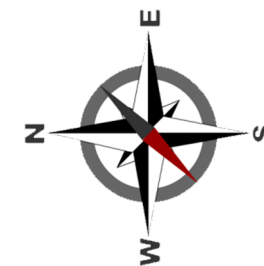
Type C
Super Built Up Area - 590.29 sft

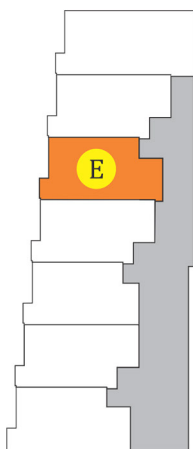




KEY PLAN


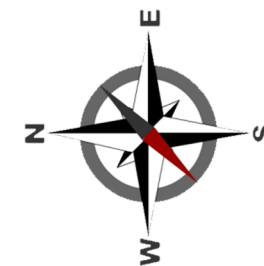
Type D
Super Built Up Area - 628.5 sft

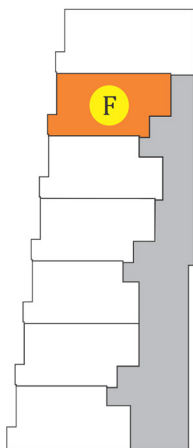




KEY PLAN


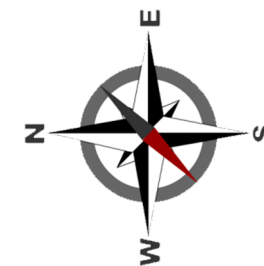
Type E
Super Built Up Area - 620.86 sft

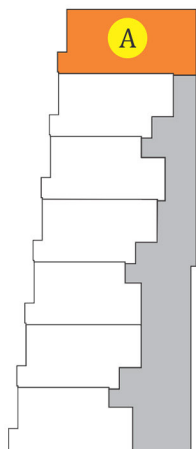




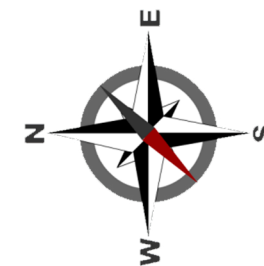
KEY PLAN

Type F
Super Built Up Area - 628.5 sft





KEY PLAN



Type G
Super Built Up Area - 640.99 sft



Where every corner whispers
welcome home









Features & Specifications

Structure & Masonry

RCC framed structure for durability
Solid concrete block masonry

Doors & Windows

Teak wood polished main entrance door
Solid wood frames with moulded panel internal doors
Aluminum sliding/openable windows

Flooring

Vitrified tiles for the entire apartment
Anti-skid tiles for balconies & toilets

Toilets

Ceramic tile dado up to 7ft height
Concealed piping with premium CP & sanitary fittings

Kitchen

Granite countertop with single bowl sink
2ft ceramic tile backsplash

Plumbing

UPVC/CPVC water supply lines
UPVC/PVC sewer lines

Electrical & Fittings

Concealed copper wiring with modular switches
TV point in the living room
AC point in the bedroom

Lift

One 8-passenger lift

Painting

Putty & plastic emulsion finish for walls & ceiling



Amenities Designed for Effortless Living

Providence Gateway offers a range of modern amenities to ensure convenience, sustainability, and a better living experience.



Power Backup

Uninterrupted electricity supply



Lift

8-passenger capacity for hassle-free access



Piped Gas

Safe and convenient cooking experience



EV Charging Point

Future-ready for electric vehicles



Grid-Connected Solar Power

Sustainable energy solution

Location & Connectivity

Mini Civil Station - 1.3km

KSRTC Bus Stand - 1.3km

LF Hospital - 250m

St. Jude Church - 2km

Railway Station - 1.9km

Airport - 4.6km

Rajagiri Medical Center Angamal 1.7km

Kothakulangara Temple - 2.1km

Angamaly Forane Church - 1.3km

My Cinemas(Carnival Multiplex) - 1.4km

My Cinemas Red Carpet (Carnival cinemas) Kariyad - 5.1km

Viswajyothi School - 2.4km

St. Patrick's School - 7.1km

Don Bosco school - 2.4km

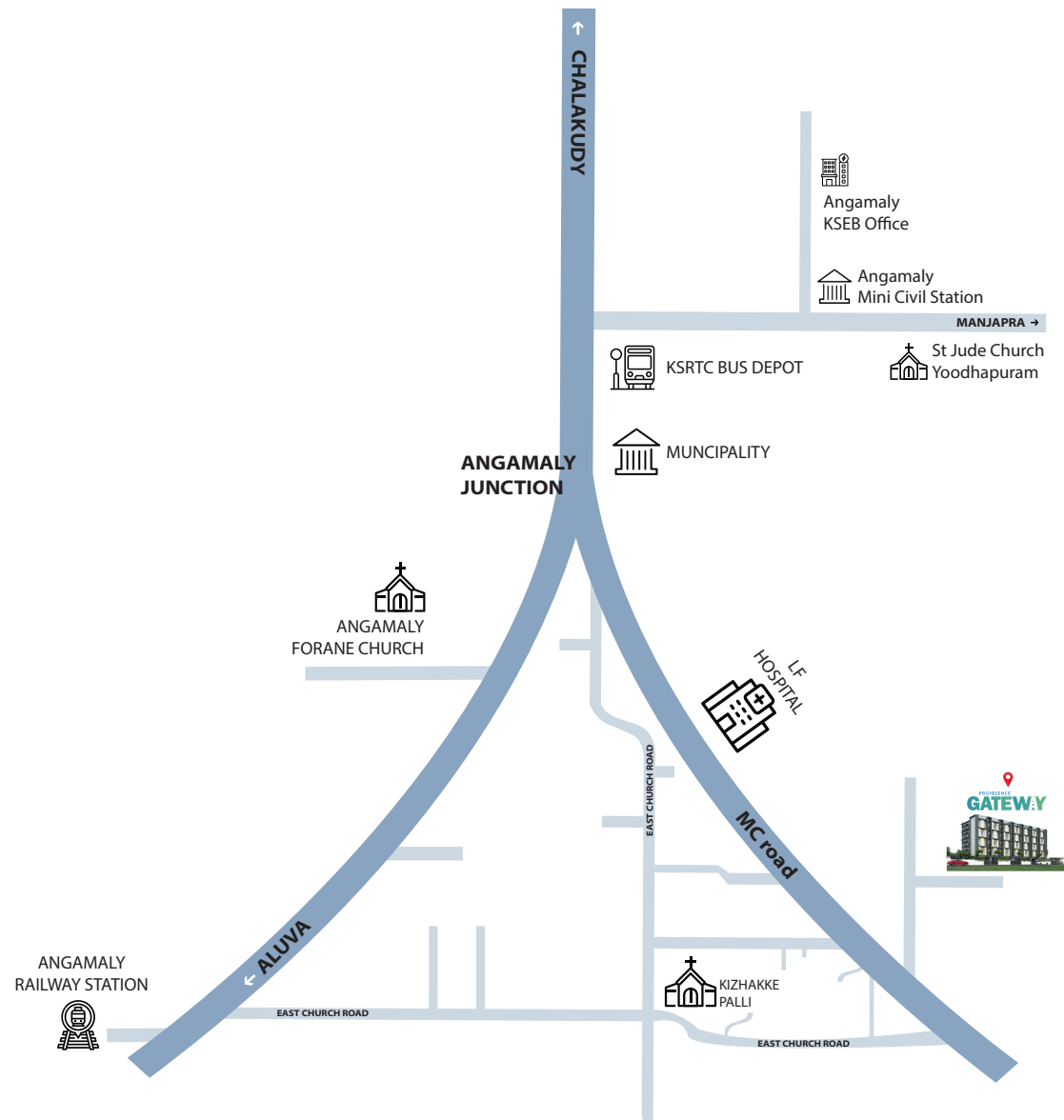
De paul institution - 3.1 km

Fisat Engineering College - 7.3km

Infopark Koratty- 11km

Apolla Hospital - 6.4 km

Mosque - 200m





Providence Lifespace P Ltd

📍 XIX/53/B, 2nd Floor, Kallarackal Building,
East Church Road, Angamaly - 683572

Phone no : +91 96568 66333

Email ID : providenceprojects@yahoo.co.in

www.providencelivespace.com